

This article was downloaded by:

On: 25 January 2011

Access details: *Access Details: Free Access*

Publisher *Taylor & Francis*

Informa Ltd Registered in England and Wales Registered Number: 1072954 Registered office: Mortimer House, 37-41 Mortimer Street, London W1T 3JH, UK



Separation Science and Technology

Publication details, including instructions for authors and subscription information:

<http://www.informaworld.com/smpp/title~content=t713708471>

Adsorption Capacity of a Nylon Filter of Filter Pack System for HCl and HNO₃ Gases

Chuen-Jinn Tsai^a; Cheng-Hsiung Huang^b; Hsiue-Hsing Lu^a

^a Institute of Environmental Engineering, National Chiao Tung University, HsinChu, Taiwan, R.O.C. ^b Department of Environmental Engineering and Health, Yuanpei University of Science and Technology, HsinChu, Taiwan, R.O.C.

Online publication date: 08 July 2010

To cite this Article Tsai, Chuen-Jinn, Huang, Cheng-Hsiung and Lu, Hsiue-Hsing (2005) 'Adsorption Capacity of a Nylon Filter of Filter Pack System for HCl and HNO₃ Gases', *Separation Science and Technology*, 39: 3, 629 – 643

To link to this Article: DOI: 10.1081/SS-120027998

URL: <http://dx.doi.org/10.1081/SS-120027998>

PLEASE SCROLL DOWN FOR ARTICLE

Full terms and conditions of use: <http://www.informaworld.com/terms-and-conditions-of-access.pdf>

This article may be used for research, teaching and private study purposes. Any substantial or systematic reproduction, re-distribution, re-selling, loan or sub-licensing, systematic supply or distribution in any form to anyone is expressly forbidden.

The publisher does not give any warranty express or implied or make any representation that the contents will be complete or accurate or up to date. The accuracy of any instructions, formulae and drug doses should be independently verified with primary sources. The publisher shall not be liable for any loss, actions, claims, proceedings, demand or costs or damages whatsoever or howsoever caused arising directly or indirectly in connection with or arising out of the use of this material.

Adsorption Capacity of a Nylon Filter of Filter Pack System for HCl and HNO₃ Gases

Chuen-Jinn Tsai,^{1,*} Cheng-Hsiung Huang,² and
Hsiue-Hsing Lu¹

¹Institute of Environmental Engineering, National Chiao Tung
University, HsinChu, Taiwan, R.O.C.

²Department of Environmental Engineering and Health, Yuanpei
University of Science and Technology, HsinChu,
Taiwan, R.O.C.

ABSTRACT

Laboratory and field studies were conducted to evaluate the collection capacity of the nylon filter (Nylasorb membrane, 47 mm diameter, 1.0 μ m pore size, Gelman Laboratory, USA) for HCl and HNO₃. In ambient sampling, the field results show that one piece of the nylon filter in the filter pack of an annular denuder system (ADS) or a honeycomb denuder system (HDS) has enough capacity to adsorb HCl and HNO₃ gases evaporated from the particles collected on the Teflon filter. The laboratory

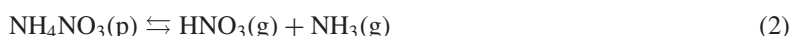
*Correspondence: Dr. Chuen-Jinn Tsai, Institute of Environmental Engineering, National Chiao Tung University, No. 75 Poai St., HsinChu, Taiwan, R.O.C.; Fax: +886-3-5381183-8603; E-mail: chhuang@mail.yust.edu.tw.

results show that the individual capacity of the nylon filter to adsorb HCl gas is 8, 160, and 240 μg and that of HNO_3 gas is 160, 1400, 1900 μg at $20\% \pm 5\%$, $55\% \pm 5\%$, and $80\% \pm 5\%$ relative humidity, respectively. At low humidity, the efficiency of the nylon filter for HCl gas will be decreased substantially when HNO_3 co-exists. It is decreased to as little as 35–50% when relative humidity is low, at $20\% \pm 5\%$ for the added amount of HNO_3 is from 40 to 145 μg . A monolayer adsorption theory was successfully employed to estimate the reduction of adsorbing capacity to adsorb HCl gas when HNO_3 gas co-exists. There is no significant effect on the adsorbing efficiency of HNO_3 when HCl co-exists; the collection efficiency is greater than 95% at all relative humidities.

Key Words: Nylon filter; Filter pack system; HCl; HNO_3 .

INTRODUCTION

The annular denuder/filter pack system (ADS) and honeycomb denuder system (HDS) are commercial instruments and commonly used in atmospheric research. The filter pack of the ADS consists of a Teflon filter to collect fine particles, two nylon filters to collect HCl and HNO_3 , and a glass fiber filter coated with citric acid to collect NH_3 released from the collected particles (Possanzini et al.^[1]). Instead of using two nylon filters, the filter pack of HDS contains only one nylon filter following the Teflon filter (Koutrakis et al.,^[2] Sioutas et al.^[3]). The nylon filter is used to collect HCl and HNO_3 evaporated from particulate NH_4NO_3 and NH_4Cl collected on the Teflon filter (Stelson et al.,^[4] Doyle et al.,^[5] Stelson and Seinfeld,^[6] Pio and Harrison^[7]).



Appel et al.^[8] evaluated the collection efficiency of nylon filters for HNO_3 gas at ambient levels ($25 \mu\text{g}/\text{m}^3$) in the laboratory. The results showed that the collection efficiency of the nylon filters for HNO_3 was greater than 97% when the collected amount of HNO_3 was less than 250 μg . Karakas et al.^[9] used the nylon filter (47 mm in diameter and 0.45 μm pore size, Sartorius) to adsorb HNO_3 gas at room temperature and 50–60% relative humidity (RH) at the sampling flow rate of 15 L/min. The results showed that the nylon filter had collection efficiency greater than 95% and collection capacity of the nylon filter for HNO_3 gas was 3500 μg . The collection efficiency of the nylon filter (47 mm in diameter and 0.45 μm pore size, Sartorius) for HCl gas was studied by William et al.^[10] The collection efficiency was generally better than 80% at 18–24°C and 10–80% RH at sampling flow rate of 0.6–6.0 L/min when the



total collected HCl was less than 100 μg . However, the collection efficiency was decreased at higher Cl^- loading. For example, the collection efficiency was 64% for Cl^- loading of 1336 μg . When dual nylon filters were used, the collection efficiency was greater than 90% at all humidity (10–80% RH), flow rates (0.6–6.0 L/min) and Cl^- loading levels (<100 μg). Tsai et al.^[11] compared the acidic aerosol concentrations measured by the ADS and HDS in Hsinchu, Taiwan. Incomplete adsorption of HCl and HNO₃ gas by the first nylon filter in the filter pack of the ADS was observed. About 14% of the total Cl^- and NO_3^- were measured in the second nylon filter of the filter pack of the ADS.

In this study, ambient sampling was performed to evaluate the capacity of the nylon filters to adsorb HCl and HNO₃ gases using an ADS and a HDS. In the laboratory, an experiment was conducted to determine the collection capacity of nylon filter (Nylasorb membrane, 47 mm diameter, 1.0 μm pore size, Gelman Laboratory, USA) of ADS and HDS to adsorb individual or mixed HCl and HNO₃ gases evaporated from particles on the Teflon filter at different RHs. A possible adsorption of HCl and HNO₃ gases on the Teflon filter of the filter pack was also investigated.

METHODS

Laboratory Analysis

To determine the collection capacity of the nylon filter and Teflon filter to adsorb HCl and HNO₃ gases, test gas was generated in the laboratory as described in Tsai et al.^[12] The Experimental setup is shown in Fig. 1. Aerating clean air through a bubbler containing a known concentration of acidic solution generated the desirable test gas concentration. A hot plate was used to heat up the bubbler to facilitate gas generation. The generated concentration of HCl and HNO₃ gases was about 200 and 800 $\mu\text{g}/\text{m}^3$ (about 140 and 320 ppb), respectively. The relative bias of the gas concentration was below 10%. Heating tape was used to wrap the bubblers and connecting tubes to maintain a constant temperature throughout the sampling system to prevent gas condensation on the wall. The mixed gases were then divided into three branches: one went to the filter pack system to test the capacities of the two-stage nylon filter (Nylasorb membrane, 47 mm diameter, 1.0 μm pore size, Gelman Laboratory, USA) or Teflon filter (Zefluor membrane, 47 mm diameter, 2.0 μm pore size, Gelman Laboratory, USA) at 10 L min⁻¹; the other went to an impinger to examine the concentration of the test gas in 2 L min⁻¹, and the third went to exhaust for temperature and RH measurement. After sampling, the nylon filters were extracted with 10 ml of anion eluent (1.8 mM of Na₂CO₃ and 1.7 mM of NaHCO₃) to extract the Cl^- and NO_3^- efficiently. The Teflon filters were



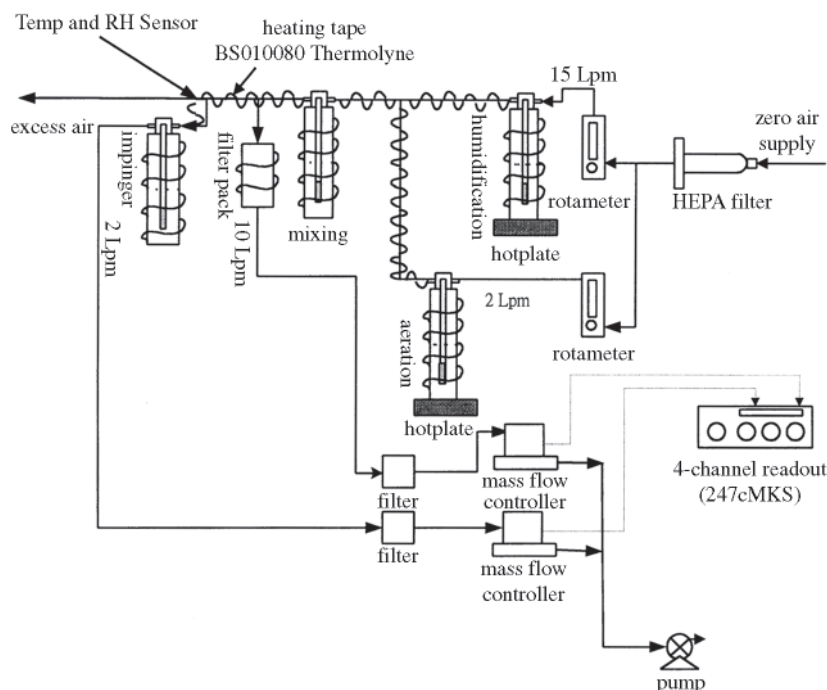


Figure 1. Test setup for measuring the gas capacity of Nylon filter and Teflon filter.

extracted with 10 mL of DI water. The concentrations of the test gas collected on the two-stage filters (first section: C_1 , second section: C_2) and impinger was determined by an ion chromatograph (Model 4500i, Dionex Corp., CA). The acid gas collection efficiency of the filter (η , %) was calculated as

$$\eta, \% = \frac{C_1}{C_1 + C_2} \times 100 \quad (3)$$

Ambient Sampling

A HDS and an ADS were collected at 11 m above ground level on the roof of the Institute of Environmental Engineering, National Chiao Tung University, located in Hsinchu, Taiwan for a sampling period of 24 hr to compare the ambient concentrations of HCl and HNO₃ gases collected on the nylon filters in filter pack system. A total of 10 ambient samples were collected from May 2001 to June 2001 at a sampling flow rate of 10 L /min⁻¹.



The daily average temperature was from 25°C to 34°C and the daily average relative humidity was from 40% to 82%.

The components of the HDS include an impactor with a cutoff aerodynamic diameter at 2.5 µm, a glass-transition section, two honeycomb denuders, a spacer, and a filter pack (Koutrakis et al.,^[2] Sioutas et al.,^[3]). The first-stage honeycombs of the HDS were coated using 1% (w/v) sodium carbonate, 1% (w/v) glycerol in 1 : 1 (v/v) methanol/water solution for acid gases. For ammonia gas, 2% (w/v) citric acid in ethanol was used in the second-stage honeycombs. A three-stage filter pack was placed downstream of the denuders. The filter pack consists of a Teflon filter (Gelman Science, 2 µm pore size) to collect fine particles, a nylon filter (Gelman Science, 1- µm pore size) to collect HNO₃ and HCl, and a glass fiber filter (AP40, Millipore Inc.) coated with citric acid to collect NH₃ that volatilized from the collected particles on the Teflon filter. The concentrations of the samples were determined by an ion chromatograph (Model 4500i, Dionex Corp., CA).

Details of the ADS sampler were described by the US Environmental Protection Agency (EPA).^[13] The ADS consists of a cyclone (model URG-2000-30EN) with the cutoff aerodynamic diameter at 2.5 µm (10 L min⁻¹ flow rate) to remove fine particles and four denuders to collect acidic and basic gas species. As in the case of HDS, following the fourth denuders is a PTFE Teflon filter pack, containing a Teflon filter upstream of two nylon filters (to collect HNO₃ and HCl) and a citric acid coated glass fiber filter (to collect NH₃).

In this study, the filter packs of both the HDS and ADS were used to examine the collection capacity of the nylon filter to adsorb HNO₃ and HCl gases. QA/QC procedure in this study included establishment of calibration curve using standard solutions and method detection limit (MDL), blank analysis, repeated analysis, and spike sample analysis. The MDL was determined as three times the standard deviation of repeated analysis at five times the lowest possible standard concentration. The recovery efficiencies were estimated using spike samples with the sampling concentrations based on sampling volume. The results of MDL, blank analysis, and recovery efficiency of filters were shown in Table 1. The results of precision analysis showed that the relative bias of detected values was below 4%.

RESULTS AND DISCUSSION

Laboratory Results of Adsorbing Capacity of Nylon Filter for Individual Gas

The gas collection efficiencies of nylon filter were first tested in our laboratory. The individual collection capacity of nylon filter is defined as the



Table 1. Method detection limit, blank analysis, and recovery efficiency of filters.

Species	<i>n</i> ^c	MDL ^a (ppbv)	Blank analysis		Recovery efficiency \pm SD ^b (%)	
			Teflon filter	Nylon filter	Teflon filter	Nylon filter
Cl [−]	7	0.021	ND ^d	ND	107.2 \pm 2.6	95.4 \pm 1.5
NO ₃ [−]	7	0.018	ND	ND	100.1 \pm 4.5	98.5 \pm 2.5

^aMDL, Method detection limit based on 10 L min^{−1} and 24 hr.

^bSD, Standard deviation.

^c*n*, Number of samples.

^dND, Detected value < MDL.

maximum amount of HCl and HNO₃ gases that can be collected on the filter with a collection efficiency greater than 95% (breakthrough line). Figure 2 shows that the individual collection efficiencies of the nylon filter for HCl gas when the temperature is 30°C \pm 2°C and the RH is 20% \pm 5%, 55% \pm 5%, and 80% \pm 5%, respectively. For RH of 80% \pm 5%, the gas collection efficiency of the nylon filters are about 100% for the initial gas loading smaller than 200 μ g. The collection efficiency decreased to 85.4% for gas loading increases to 332 μ g. The capacity of nylon filter to adsorb HCl gas was found to be 240 μ g. Similarly, the collection efficiency decreased to 80.0% as the gas loading increases to 233 μ g and the capacity was found to be 160 μ g for a RH of 55% \pm 5%. For a RH of 20% \pm 5%, the collection efficiency decreased drastically, from 100% to 80.4%, when the gas loading increased from 6 to 10 μ g and the capacity was found to be only 8 μ g.

A similar conclusion can be reached in the case of adsorbing HNO₃ gas by the nylon filter. Figure 3 shows that the individual collection efficiencies of the nylon filter for HNO₃ gas at 30°C \pm 2°C and 20% \pm 5%, 55% \pm 5%, and 80% \pm 5% RH, respectively. It is seen that the collection efficiencies remain constant and then drop below 95%, except for a RH of 20% \pm 5%. The capacity of nylon filter to adsorb HNO₃ gas is found to be 160, 1400, and 1900 μ g at 20% \pm 5%, 55% \pm 5%, and 80% \pm 5% RH, respectively. The results show that the individual capacity of a nylon filter to adsorb HNO₃ gas was higher than that of HCl gas at different relative humidities. We infer that the nylon filter is more selective to adsorb HNO₃ than HCl. In addition, the individual capacities of nylon filter to adsorb HNO₃ and HCl gas increase with an increasing RH. It may be because that a hydrogen bond is formed by the reaction of water vapor and the function group (−CONH) of the nylon filter. The water molecules laden the surface of the filters and become better



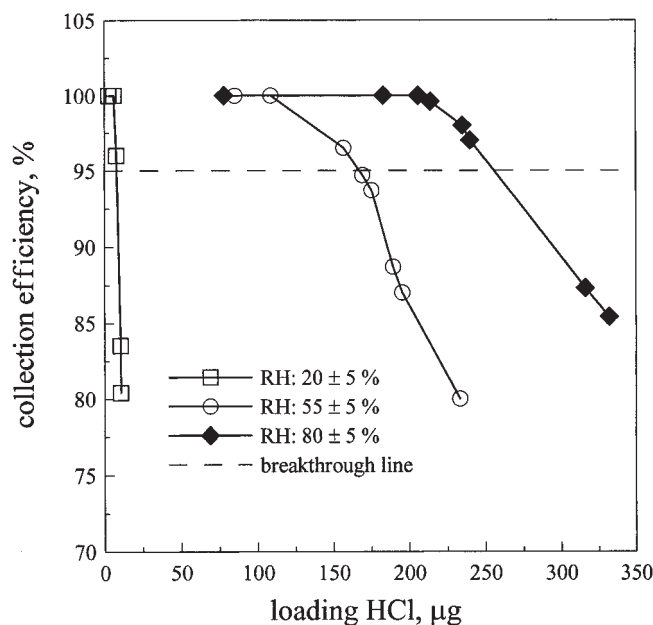
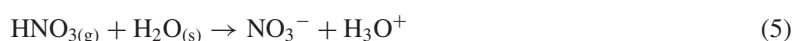


Figure 2. Individual collection efficiency of the Nylon filter for different loading HCl gases.

adsorbing sites for HNO₃ and HCl gas. The following reactions of gases with water vapor may take place on the filter surface.



Therefore, a high relative humidity causes an increase in the adsorption capacity for HNO₃ and HCl gas of the nylon filter.

Laboratory Results of Adsorbing Capacity of Nylon Filter for Mixed Gas

The possible interference of co-existing gas on the collection efficiency of a nylon filter was determined. Figure 4 shows that the collection efficiency for HCl gas of the nylon filter when HNO₃ is present at three relative humidities of 20% ± 5% [Fig. 4(a)], 55% ± 5% [Fig. 4(b)], and 80% ± 5% [Fig. 4(c)].



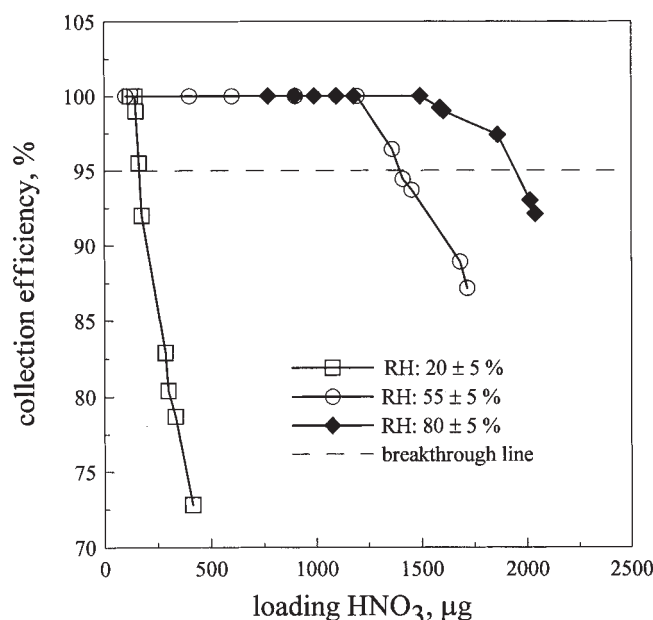


Figure 3. Individual collection efficiency of the Nylon filter for different loading HNO₃ gases.

When the added amount of HNO₃ was from 40 to 145 μg, the collection efficiency for HCl gas of the nylon filter was decreased substantially to 35–50% at the testing RH of 20% ± 5%, as shown in Fig. 4(a), while the collection efficiency was greater than 95% for HCl gas only. For a higher testing RH, such as 55% ± 5% [Fig. 4(b)] and 80% ± 5% [Fig. 4(c)], the interference by co-existing HNO₃ gas on the collection efficiency of HCl gas for the nylon filter was less severe. The collection efficiency was decreased to 65–97%, when the added amount of HNO₃ was from 203 to 1310 μg for 55% ± 5% RH; and it was 67–100%, when the added amount of HNO₃ was from 97 to 2150 μg for 80% ± 5% RH.

In comparison, there is no significant effect for the nylon filter to adsorb HNO₃ gas when HCl co-exists. The collection efficiency was greater than 95%, as shown in Fig. 5(a) (20% ± 5%), Fig. 5(b) (55% ± 5%) and Fig. 5(c) (80% ± 5%), when the added amount of HCl was from 1 to 4, 18 to 127, and 44 to 195 μg for 20% ± 5%, 55% ± 5%, and 80% ± 5% RH, respectively. It is seen that the influence of the RH on the collection efficiency for the nylon filter to adsorb HNO₃ gas when HCl co-exists can be also neglected.



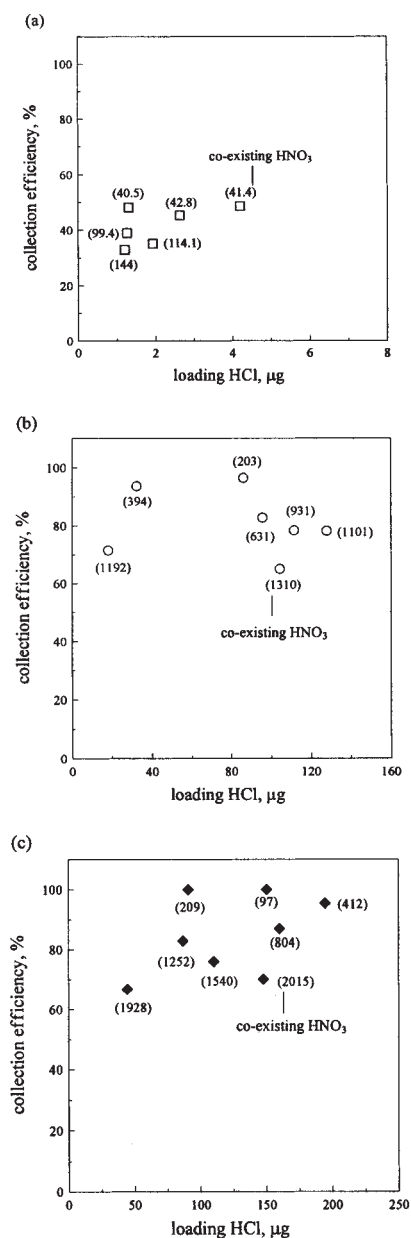


Figure 4. Collection efficiency for HCl gas of the nylon filter when HNO₃ is present (HNO₃ is added) (a) 20% ± 5%, (b) 55% ± 5%, and (c) 80% ± 5%.

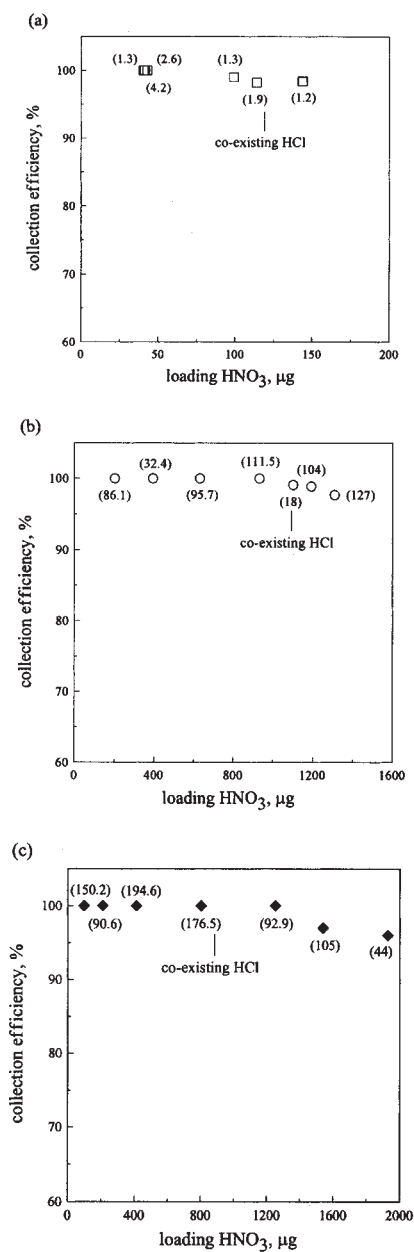


Figure 5. Collection efficiency for HNO₃ gas of the Nylon filter when HCl is present (a) 20% ± 5%, (b) 55% ± 5%, and (c) 80% ± 5%.



Adsorption Capacity of Nylon Filter for HCl and HNO₃

639

To further explain the interference by co-existing HNO₃ gas on the collection efficiency of HCl gas for a nylon filter, this study employed a monolayer adsorption theory to estimate the capacity of the nylon filter to adsorb HCl gas when HNO₃ gas coexists based on the following assumptions:

1. The total adsorption site of the nylon filter is equal to the individual collection capacity of the nylon filter to adsorb HNO₃ gases.
2. The nylon filter is more selective to adsorb HNO₃ than HCl.
3. Before the filter is saturated, the adsorption of HCl and HNO₃ gases by the nylon filter is a monolayer adsorption process.
4. When HCl and HNO₃ gases co-exist, the interference of co-existing gas on the collection efficiency of the nylon filter is the same.

A form of this theoretical equation can be expressed mathematically as follows:

$$m'_{\text{HCl}} = \left(1 - \frac{w_{\text{HNO}_3}}{m_{\text{HNO}_3}}\right) \times m_{\text{HCl}} \quad (6)$$

where m'_{HCl} (μg) is the collection capacity of the nylon filter to adsorb HCl gas when HNO₃ coexists, m_{HCl} (μg) is the individual collection capacity of nylon filter to adsorb HCl gas, w_{HNO_3} (μg) is the added amount of HNO₃ gas, and m_{HNO_3} (μg) is the individual collection capacity of the nylon filter to adsorb HNO₃ gas.

Figure 6 shows the relationship between the collection efficiency of the nylon filter to adsorb HCl gas when HNO₃ co-exists (η'_{HCl} , %) and the interference by co-existing HNO₃ gas on the collection capacity of HCl gas ($m_{\text{HCl}} - m'_{\text{HCl}}$, μg) at different RHs. It is seen that the collection efficiency for HCl gas when HNO₃ co-exists decreases with increasing interference by co-existing HNO₃ gas on the collection capacity of HCl gas. When the RH is increased, the influence of interference by HNO₃ gas on the collection efficiency of HCl gas of the nylon filter is not apparent. It is due to the fact that the capacities of the nylon filter to adsorb HNO₃ and HCl gas increase with an increased RH.

Laboratory Results of Teflon Filter to Adsorb HCl and HNO₃

It is interesting to know whether the prefilter (Teflon filter) of the filter pack system has a possible interference to adsorb HCl and HNO₃ gases on particulate concentration measurement. Table 2 shows that the gas adsorption amount (μg) of the Teflon filter for HCl and HNO₃ gas when temperature was



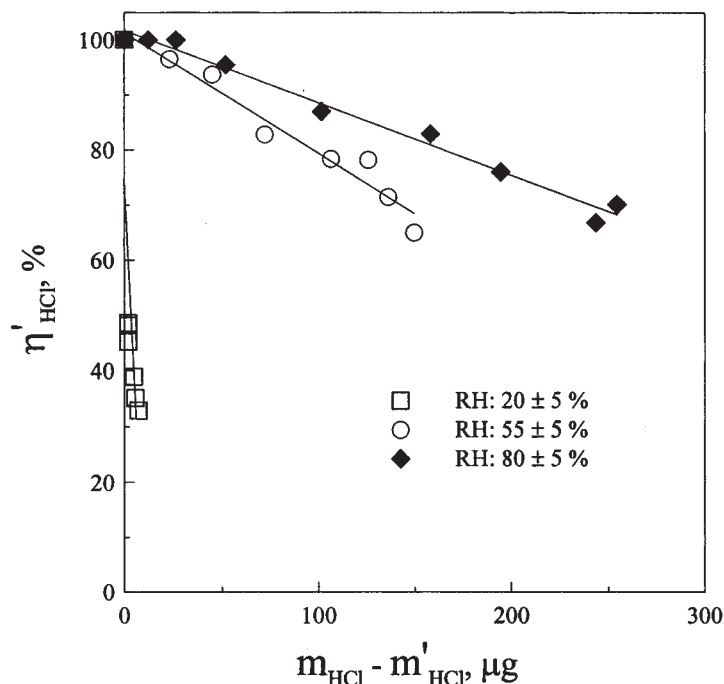


Figure 6. Relationship between the collection efficiency of the Nylon filter to adsorb HCl gas when HNO_3 co-exists ($\eta'_{\text{HCl}}, \%$) and the interference by co-existing HNO_3 gas on the collection capacity of HCl gas ($m_{\text{HCl}} - m'_{\text{HCl}}, \mu\text{g}$) at different RHs.

$30^\circ\text{C} \pm 2^\circ\text{C}$ and RH was $20\% \pm 5\%$ and $80\% \pm 5\%$ at different sampling periods. When the RH was low, such as $20\% \pm 5\%$, the gas amounts collected by the Teflon filter were less than MDL for 1, 2, and 3 hr sampling periods. For high RH, such as $80\% \pm 5\%$, the adsorption amounts of HCl gas by the Teflon filter were still less than MDL, but those of HNO_3 gas were 2.8 ± 0.5 , 4.1 ± 0.5 , and $4.4 \pm 0.3 \mu\text{g}$ (about 1.87 ± 0.33 , 1.37 ± 0.17 , and 0.98 ± 0.07 ppb) for 1, 2, and 3 hr sampling periods. It indicates that the water molecule, which is retained by the surface of the Teflon filter in high RH, will collect HNO_3 gas. Also, the adsorption amounts of HNO_3 for 2 and 3 hr sampling periods are close to each other due to the fact that the retained water molecule approaches saturation to adsorb HNO_3 gas. In addition, we calculated the percentage of total HNO_3 collected on the Teflon filter and found those were 6.2%, 3.4%, and 1.8% for 1, 2, and 3 hr sampling periods at $80\% \pm 5\%$ RH. It indicates that the interference to adsorb HNO_3 by the Teflon filter can be neglected for atmosphere sampling in a general period of 24 hr.



Table 2. Adsorption mass of Teflon filter for HCl and HNO₃ gas.

Time (hr)	<i>n</i> ^c	RH: ^a 20% ± 5% [mean ± SD ^b (μg)]		RH: 80% ± 5% [mean ± SD (μg)]	
		HCl	HNO ₃	HCl	HNO ₃
1	3	ND ^d	ND	ND	2.8 ± 0.5
2	3	ND	ND	ND	4.1 ± 0.5
3	3	ND	ND	ND	4.4 ± 0.3

^aRH; Relative humidity.

^bSD, Standard deviation.

^c*n*, Number of test samples.

^dND, Detected value <MDL.

Field Results

It is important to know whether the nylon filters of an ADS and a HDS have sufficient capacity to adsorb HCl and HNO₃ gases for ambient sampling. Two nylon filters were used in the filter pack of ADS and HDS to absorb HCl and HNO₃ gases. The results of the field experiments are given in Table 3. The concentrations of HCl and HNO₃ gases on the first nylon filter of the ADS were 0.15 ± 0.16 and 0.14 ± 0.12 ppb. Those on the first nylon filter of the HDS were 0.20 ± 0.22 ppb and 0.14 ± 0.10 ppb, respectively. Both of the gas concentrations on the second nylon filters of the ADS and HDS were less than method detection limiting (0.021 and 0.018 ppb for HCl and HNO₃). The concentrations of Cl[−] and NO₃[−] particulate on the Teflon filter of the ADS were 0.38 ± 0.35 and 0.73 ± 0.44 μg/m³, and those of the HDS were 0.47 ± 0.45 and 0.69 ± 0.49 μg/m³, respectively. Because of the low NO₃[−]

Table 3. Concentrations of HCl and HNO₃ in Nylon filters of ADS and HDS in field test.

Species	<i>n</i>	ADS ^a [average ± SD (ppb)]		HDS ^b [average ± SD (ppb)]	
		First nylon filter	Second nylon filter	First nylon filter	Second nylon filter
HCl	10	0.15 ± 0.16	ND	0.20 ± 0.22	ND
HNO ₃	10	0.14 ± 0.12	ND	0.14 ± 0.10	ND

^aADS, annular denuder system.

^bHDS, honeycomb denuder system.



and Cl^- concentrations in particulate, one piece of the nylon filter in the filter pack of the ADS and HDS has enough capacity to adsorb HCl and HNO_3 gases for ambient sampling.

CONCLUSIONS

This study evaluated whether the collection capacity of a nylon filter of an annular denuder system is enough to adsorb HCl and HNO_3 gases evaporated from particles on a Teflon filter. In the collection capacity test, the individual capacity of nylon filter to adsorb HNO_3 gas was found to be higher than that of HCl gas at different humidities. In the interference test, experiment data show that the collection efficiency of the nylon filter for HCl gas was decreased substantially when HNO_3 was present. A monolayer adsorption theory was employed to estimate the theoretical capacity of the nylon filter to adsorb HCl gas when HNO_3 gas coexists. The results showed that the collection efficiency of the nylon filter for HCl gas decreases with increasing interference of HNO_3 gas. However, there is no significant effect of nylon filter to adsorb HNO_3 gas when HCl co-exists, the collection efficiency of the nylon filter for HNO_3 gas is greater than 95%.

The possible collection of the Teflon filter for HCl and HNO_3 gases was also investigated. The results show that HCl and HNO_3 collected on the Teflon filter can be neglected in a general period of 24 hr. In ambient sampling, the results show that one piece of the nylon filter in the filter packs of the ADS and HDS has enough capacity to adsorb HCl and HNO_3 gases.

ACKNOWLEDGMENT

The authors thank for the Taiwan National Science Council of the Republic of China for the financial support under Contract No. NSC 89-2211-E-009-006.

REFERENCES

1. Possanzini, M.; Febo, A.; Liberti, A. New design of a high-performance denuder for the sampling of atmospheric pollutants. *Atmos. Environ.* **1983**, *17*, 2605.
2. Koutrakis, P.; Sioutas, C.; Ferguson, S.T.; Wolfson, J.M. Development and evaluation of a glass honeycomb denuder/filter pack system to collect atmospheric gases and particles. *Environ. Sci. Technol.* **1993**, *27*, 2497.



3. Sioutas, C.; Wang, P.Y.; Ferguson, S.T.; Koutrakis, P. Laboratory and field evaluation of an improved glass honeycomb denuder/filter pack sampler. *Atmos. Environ.* **1996**, *30*, 885.
4. Stelson, A.W.; Friedlander, S.K.; Seinfeld, J.H. A note on the equilibrium relationship between ammonia and nitric acid and particulate ammonium nitrate. *Atmos. Environ.* **1979**, *13*, 369.
5. Doyle, G.J.; Tuazon, E.C.; Graham, R.A.; Mischke, T.M.; Winer, A.M.; Pitts, J.N. Simultaneous concentrations of ammonia and nitric acid in a polluted atmosphere and their equilibrium relationship to particulate ammonium nitrate. *Environ. Sci. Technol.* **1979**, *13*, 1416.
6. Stelson, A.W.; Seinfeld, J.H. Relative humidity and temperature dependence of the ammonium nitrate dissociation constant. *Atmos. Environ.* **1982**, *19*, 983.
7. Pio, C.A.; Harrison, R.M. The equilibrium of ammonium chloride aerosol with gaseous hydrochloric acid and ammonia under tropospheric conditions. *Atmos. Environ.* **1987**, *21*, 1243.
8. Appel, B.R.; Wall, S.M.; Tokiwa, Y.; Haik, M. Simultaneous nitric acid, particulate nitrate and acidity measurements in ambient air. *Atmos. Environ.* **1980**, *14*, 549.
9. Karakas, D.; Semra, G.T. Optimization and field application of a filter pack system for simultaneous sampling of atmospheric HNO₃, NH₃ and SO₂. *Atmos. Environ.* **1997**, *31*, 1657.
10. William, T.S.; Harrison, R.M. The use of nylon filters to collect HCl: Efficiencies, interferences and ambient concentrations. *Atmos. Environ.* **1989**, *23*, 1987.
11. Tsai, C.J.; Perng, S.B.; Chiou, S.F. Use two different acidic aerosol samplers to measure acidic aerosols in hsinchu taiwan. *J. Air & Waste Manage. Assoc.* **2000**, *50*, 2120.
12. Tsai, C.J.; Huang, C.H.; Wang, S.H.; Shih, T.S. Collection efficiency and capacity of three samplers for acidic and basic gases. *Environ. Sci. Technol.* **2001**, *35*, 2572.
13. U. S. EPA, Compendium Method IO-4.2. Center for Environmental Research Information Office of Research and Development: Cincinnati, OH 45268, 1999.

Received January 2003

Revised July 2003



Request Permission or Order Reprints Instantly!

Interested in copying and sharing this article? In most cases, U.S. Copyright Law requires that you get permission from the article's rightsholder before using copyrighted content.

All information and materials found in this article, including but not limited to text, trademarks, patents, logos, graphics and images (the "Materials"), are the copyrighted works and other forms of intellectual property of Marcel Dekker, Inc., or its licensors. All rights not expressly granted are reserved.

Get permission to lawfully reproduce and distribute the Materials or order reprints quickly and painlessly. Simply click on the "Request Permission/Order Reprints" link below and follow the instructions. Visit the [U.S. Copyright Office](#) for information on Fair Use limitations of U.S. copyright law. Please refer to The Association of American Publishers' (AAP) website for guidelines on [Fair Use in the Classroom](#).

The Materials are for your personal use only and cannot be reformatted, reposted, resold or distributed by electronic means or otherwise without permission from Marcel Dekker, Inc. Marcel Dekker, Inc. grants you the limited right to display the Materials only on your personal computer or personal wireless device, and to copy and download single copies of such Materials provided that any copyright, trademark or other notice appearing on such Materials is also retained by, displayed, copied or downloaded as part of the Materials and is not removed or obscured, and provided you do not edit, modify, alter or enhance the Materials. Please refer to our [Website User Agreement](#) for more details.

Request Permission/Order Reprints

Reprints of this article can also be ordered at
<http://www.dekker.com/servlet/product/DOI/101081SS120027998>